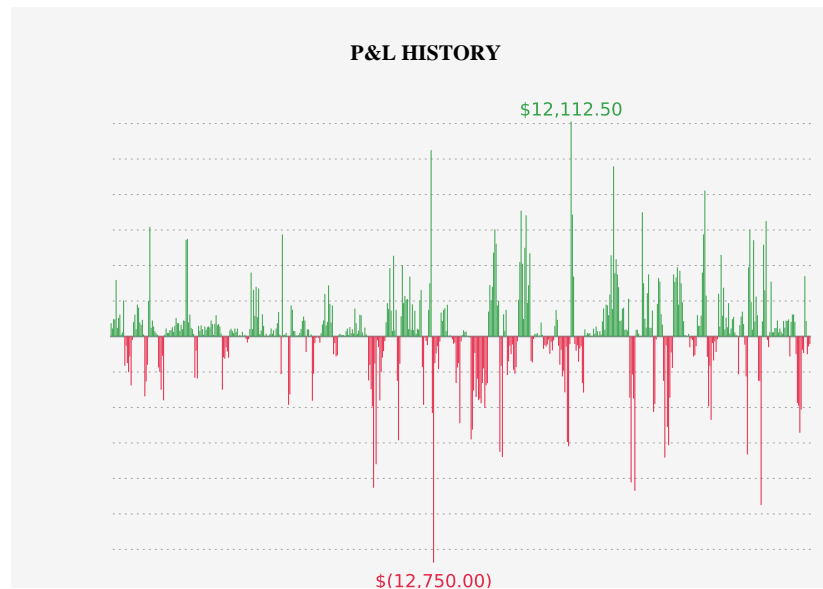


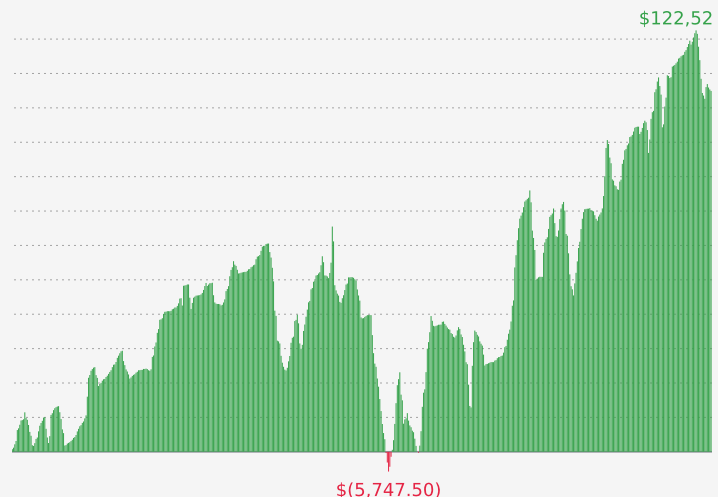
ALL TRADES	
Gross P/L	\$104,927.50
# of Trades	560
# of Contracts	6674
Avg. Trade Time	11min 11sec
Longest Trade Time	1h 8min 44sec
% Profitable Trades	64.11%
Expectancy	\$187.37
Trade Fees & Comm.	\$(18,424.40)
Total P/L	\$86,503.10

PROFIT TRADES	
Total Profit	\$498,052.50
# of Winning Trades	359
# of Winning Contracts	2019
Largest Winning Trade	\$12,112.50
Avg. Winning Trade	\$1,387.33
Std. Dev. Winning Trade	\$1,744.12
Avg. Winning Trade Time	11min 43sec
Longest Winning Trade Time	1h 8min 44sec
Max Run-up	\$120,312.76
Max Run-up, from	03/27/2026 21:48:31
Max Run-up, to	04/15/2026 23:30:01

LOSING TRADES	
Total Loss	\$(393,125.00)
# of Losing Trades	190
# of Losing Contracts	1260
Largest Losing Trade	\$(12,750.00)
Avg. Losing Trade	\$(2,069.08)
Std. Dev. Losing Trade	\$2,083.16
Avg. Losing Trade Time	10min 21sec
Longest Losing Trade Time	1h 7min 21sec
Max Drawdown	\$(73,230.46)
Max Drawdown, from	03/26/2026 23:45:10
Max Drawdown, to	03/27/2026 21:48:31



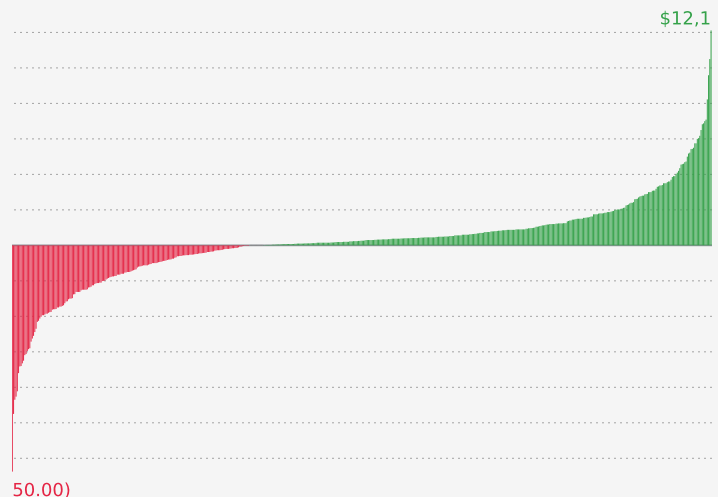
P&L HISTORY (CUMULATIVE WITHOUT FEES)



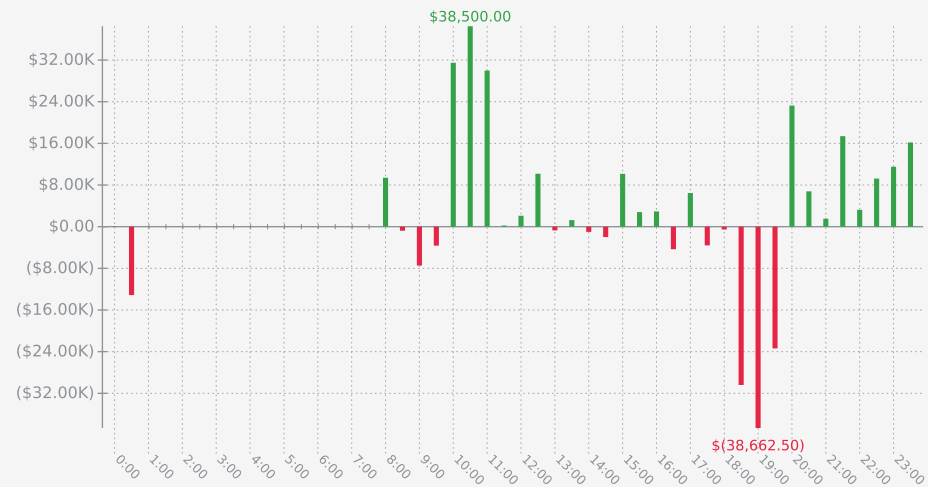
P&L HISTORY (CUMULATIVE WITH FEES)



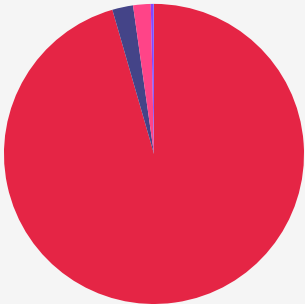
P&L DISTRIBUTION



P&L PER TIME OF DAY



GROSS LOSS BREAKDOWN (LOSS TRADES, TRADE FEES & COMM.)



Trade: 95.52%
Exchange: 2.24%
Commission: 1.89%
Clearing: 0.31%
NFA: 0.03%

TRADES

Symbol	Qty	Buy Price	Buy Time	Duration	Sell Time	Sell Price	P&L
ESM6	4	6532.00	03/23/2026 08:14:28	4min 16sec	03/23/2026 08:18:45	6535.75	\$750.00
ESM6	3	6532.50	03/23/2026 08:14:28	4min 16sec	03/23/2026 08:18:45	6535.50	\$450.00
ESM6	6	6532.25	03/23/2026 08:14:28	4min 16sec	03/23/2026 08:18:45	6535.50	\$975.00
ESM6	7	6532.50	03/23/2026 08:14:28	4min 16sec	03/23/2026 08:18:45	6535.25	\$962.50
ESM6	5	6539.50	03/23/2026 08:22:04	3min 32sec	03/23/2026 08:25:36	6552.25	\$3,187.50
ESM6	3	6547.75	03/23/2026 08:42:16	7min 56sec	03/23/2026 08:34:19	6551.00	\$487.50
ESM6	7	6548.00	03/23/2026 08:42:16	7min 56sec	03/23/2026 08:34:19	6551.00	\$1,050.00
ESM6	9	6546.75	03/23/2026 09:22:15	2min 15sec	03/23/2026 09:20:00	6549.50	\$1,237.50
ESM6	1	6547.00	03/23/2026 09:22:15	2min 15sec	03/23/2026 09:20:00	6549.25	\$112.50
ESM6	1	6531.00	03/23/2026 11:04:30	2min 34sec	03/23/2026 11:07:04	6535.75	\$237.50
ESM6	9	6531.00	03/23/2026 11:04:30	2min 34sec	03/23/2026 11:07:04	6535.50	\$2,025.00
ESM6	6	6553.75	03/23/2026 12:09:55	2min 39sec	03/23/2026 12:12:34	6548.25	\$(1,650.00)
ESM6	2	6553.50	03/23/2026 12:09:55	2min 39sec	03/23/2026 12:12:34	6548.25	\$(525.00)
ESM6	5	6554.00	03/23/2026 12:09:55	2min 39sec	03/23/2026 12:12:34	6548.00	\$(1,500.00)
ESM6	7	6553.75	03/23/2026 12:09:55	2min 39sec	03/23/2026 12:12:34	6548.00	\$(2,012.50)
ESM6	6	6551.75	03/23/2026 12:21:47	8min 52sec	03/23/2026 12:12:55	6548.00	\$(1,125.00)
ESM6	13	6552.00	03/23/2026 12:21:47	8min 52sec	03/23/2026 12:12:55	6547.75	\$(2,762.50)
ESM6	1	6552.00	03/23/2026 12:21:47	8min 52sec	03/23/2026 12:12:55	6548.00	\$(200.00)
ESM6	5	6545.75	03/23/2026 12:35:32	7min 28sec	03/23/2026 12:28:03	6549.00	\$812.50
ESM6	7	6545.75	03/23/2026 12:35:32	7min 28sec	03/23/2026 12:28:03	6549.25	\$1,225.00
ESM6	3	6546.00	03/23/2026 12:35:32	7min 28sec	03/23/2026 12:28:03	6548.75	\$412.50
ESM6	12	6546.00	03/23/2026 12:35:32	7min 28sec	03/23/2026 12:28:03	6549.00	\$1,800.00

Symbol	Qty	Buy Price	Buy Time	Duration	Sell Time	Sell Price	P&L
ESM6	13	6546.25	03/23/2026 12:35:32	7min 28sec	03/23/2026 12:28:03	6548.75	\$1,625.00
ESM6	9	6531.50	03/23/2026 14:22:27	6min 23sec	03/23/2026 14:28:50	6533.25	\$787.50
ESM6	13	6532.00	03/23/2026 14:22:27	6min 23sec	03/23/2026 14:28:50	6533.00	\$650.00
ESM6	15	6531.75	03/23/2026 14:22:27	6min 23sec	03/23/2026 14:28:50	6533.00	\$937.50
ESM6	3	6532.00	03/23/2026 14:22:27	6min 23sec	03/23/2026 14:28:50	6532.75	\$112.50
ESM6	9	6523.50	03/23/2026 16:22:15	8min 25sec	03/23/2026 16:30:40	6516.00	\$(3,375.00)
ESM6	7	6523.25	03/23/2026 16:22:15	8min 25sec	03/23/2026 16:30:40	6516.00	\$(2,537.50)
ESM6	4	6523.75	03/23/2026 16:22:15	8min 25sec	03/23/2026 16:30:40	6515.75	\$(1,600.00)
ESM6	4	6503.75	03/23/2026 17:00:52	7min 7sec	03/23/2026 17:07:59	6513.75	\$2,000.00
ESM6	13	6504.00	03/23/2026 17:00:52	7min 7sec	03/23/2026 17:07:59	6513.50	\$6,175.00
ESM6	1	6503.75	03/23/2026 17:00:52	7min 7sec	03/23/2026 17:07:59	6513.50	\$487.50
ESM6	2	6504.25	03/23/2026 17:00:52	7min 7sec	03/23/2026 17:07:59	6513.25	\$900.00
ESM6	9	6517.25	03/23/2026 18:31:58	28sec	03/23/2026 18:32:27	6518.50	\$562.50
ESM6	4	6517.00	03/23/2026 18:31:58	28sec	03/23/2026 18:32:27	6518.50	\$300.00
ESM6	5	6517.50	03/23/2026 18:31:58	28sec	03/23/2026 18:32:27	6518.25	\$187.50
ESM6	2	6517.25	03/23/2026 18:31:58	28sec	03/23/2026 18:32:27	6518.25	\$100.00
ESM6	10	6519.75	03/23/2026 18:34:29	45sec	03/23/2026 18:35:14	6516.25	\$(1,750.00)
ESM6	10	6520.00	03/23/2026 18:34:29	45sec	03/23/2026 18:35:14	6516.00	\$(2,000.00)
ESM6	8	6522.00	03/23/2026 18:47:12	3min 19sec	03/23/2026 18:43:53	6514.50	\$(3,000.00)
ESM6	3	6522.00	03/23/2026 18:47:12	3min 19sec	03/23/2026 18:43:53	6514.75	\$(1,087.50)
ESM6	9	6522.25	03/23/2026 18:47:12	3min 19sec	03/23/2026 18:43:53	6514.25	\$(3,600.00)
ESM6	3	6518.75	03/23/2026 19:07:00	17min	03/23/2026 18:49:59	6519.50	\$112.50
ESM6	9	6518.75	03/23/2026 19:07:00	17min	03/23/2026 18:49:59	6519.75	\$450.00
ESM6	8	6519.00	03/23/2026 19:07:00	17min	03/23/2026 18:49:59	6519.50	\$200.00
ESM6	2	6519.75	03/23/2026 19:07:26	33sec	03/23/2026 19:08:00	6521.75	\$200.00

Symbol	Qty	Buy Price	Buy Time	Duration	Sell Time	Sell Price	P&L
ESM6	3	6519.50	03/23/2026 19:07:26	33sec	03/23/2026 19:08:00	6521.75	\$337.50
ESM6	5	6520.00	03/23/2026 19:07:26	33sec	03/23/2026 19:08:00	6521.50	\$375.00
ESM6	6	6519.75	03/23/2026 19:07:26	33sec	03/23/2026 19:08:00	6521.50	\$525.00
ESM6	4	6520.00	03/23/2026 19:07:26	33sec	03/23/2026 19:08:00	6521.25	\$250.00
ESM6	3	6522.00	03/23/2026 19:17:11	4min 37sec	03/23/2026 19:21:48	6526.00	\$600.00
ESM6	6	6522.25	03/23/2026 19:17:11	4min 37sec	03/23/2026 19:21:48	6525.75	\$1,050.00
ESM6	4	6522.00	03/23/2026 19:17:11	4min 37sec	03/23/2026 19:21:48	6525.75	\$750.00
ESM6	5	6522.50	03/23/2026 19:17:11	4min 37sec	03/23/2026 19:21:48	6525.50	\$750.00
ESM6	2	6522.25	03/23/2026 19:17:11	4min 37sec	03/23/2026 19:21:48	6525.50	\$325.00
ESM6	4	6496.00	03/23/2026 20:46:06	1h 8min 44sec	03/23/2026 19:37:21	6499.25	\$650.00
ESM6	3	6496.25	03/23/2026 20:46:06	1h 8min 44sec	03/23/2026 19:37:21	6499.00	\$412.50
ESM6	6	6496.25	03/23/2026 20:46:06	1h 8min 44sec	03/23/2026 19:37:21	6499.25	\$900.00
ESM6	7	6496.50	03/23/2026 20:46:06	1h 8min 44sec	03/23/2026 19:37:21	6499.00	\$875.00
ESM6	5	6700.00	03/23/2026 21:32:19	2min 40sec	03/23/2026 21:34:59	6721.75	\$5,437.50
ESM6	5	6699.75	03/23/2026 21:32:19	2min 40sec	03/23/2026 21:34:59	6721.75	\$5,500.00
ESM6	2	6662.00	03/23/2026 22:18:45	49sec	03/23/2026 22:19:35	6670.00	\$800.00
ESM6	3	6661.75	03/23/2026 22:18:45	49sec	03/23/2026 22:19:35	6670.00	\$1,237.50
ESM6	3	6634.25	03/24/2026 08:09:36	20min 42sec	03/24/2026 08:30:19	6637.50	\$487.50
ESM6	3	6634.50	03/24/2026 08:09:36	20min 42sec	03/24/2026 08:30:19	6637.25	\$412.50
ESM6	1	6634.25	03/24/2026 08:09:36	20min 42sec	03/24/2026 08:30:19	6637.25	\$150.00
ESM6	3	6651.25	03/24/2026 08:58:18	1h 3min 58sec	03/24/2026 10:02:16	6635.75	\$(2,325.00)
ESM6	1	6651.50	03/24/2026 08:58:18	1h 3min	03/24/2026 10:02:16	6635.50	\$(800.00)

Symbol	Qty	Buy Price	Buy Time	Duration	Sell Time	Sell Price	P&L
				58sec			
ESM6	3	6651.25	03/24/2026 08:58:18	1h 3min 58sec	03/24/2026 10:02:16	6635.50	\$(2,362.50)
ESM6	4	6633.50	03/24/2026 10:03:33	56sec	03/24/2026 10:02:36	6636.50	\$600.00
ESM6	2	6633.50	03/24/2026 10:03:33	56sec	03/24/2026 10:02:36	6636.75	\$325.00
ESM6	5	6633.75	03/24/2026 10:03:33	56sec	03/24/2026 10:02:36	6636.25	\$625.00
ESM6	3	6633.75	03/24/2026 10:03:33	56sec	03/24/2026 10:02:36	6636.50	\$412.50
ESM6	1	6634.00	03/24/2026 10:03:33	56sec	03/24/2026 10:02:36	6636.00	\$100.00
ESM6	5	6634.00	03/24/2026 10:03:33	56sec	03/24/2026 10:02:36	6636.25	\$562.50
ESM6	5	6634.25	03/24/2026 10:03:33	56sec	03/24/2026 10:02:36	6635.75	\$375.00
ESM6	6	6634.25	03/24/2026 10:03:33	56sec	03/24/2026 10:02:36	6636.00	\$525.00
ESM6	9	6634.50	03/24/2026 10:03:33	56sec	03/24/2026 10:02:36	6635.75	\$562.50
ESM6	4	6626.50	03/24/2026 10:25:11	30sec	03/24/2026 10:25:41	6629.00	\$500.00
ESM6	8	6626.50	03/24/2026 10:25:11	30sec	03/24/2026 10:25:42	6628.75	\$900.00
ESM6	7	6626.50	03/24/2026 10:25:11	30sec	03/24/2026 10:25:42	6628.50	\$700.00
ESM6	1	6626.50	03/24/2026 10:25:11	30sec	03/24/2026 10:25:42	6628.25	\$87.50
ESM6	3	6599.75	03/24/2026 10:39:32	11sec	03/24/2026 10:39:21	6604.50	\$712.50
ESM6	6	6600.00	03/24/2026 10:39:32	11sec	03/24/2026 10:39:21	6604.00	\$1,200.00
ESM6	3	6600.00	03/24/2026 10:39:32	11sec	03/24/2026 10:39:21	6604.25	\$637.50
ESM6	4	6600.25	03/24/2026 10:39:32	11sec	03/24/2026 10:39:21	6603.75	\$700.00
ESM6	3	6600.25	03/24/2026 10:39:32	11sec	03/24/2026 10:39:21	6604.00	\$562.50
ESM6	1	6600.50	03/24/2026 10:39:32	11sec	03/24/2026 10:39:21	6603.75	\$162.50
ESM6	5	6617.00	03/24/2026 10:47:27	15min 54sec	03/24/2026 11:03:22	6605.00	\$(3,000.00)
ESM6	2	6616.75	03/24/2026 10:47:27	15min 54sec	03/24/2026 11:03:22	6605.00	\$(1,175.00)
ESM6	2	6617.25	03/24/2026 10:47:27	15min 54sec	03/24/2026 11:03:22	6604.75	\$(1,250.00)

Symbol	Qty	Buy Price	Buy Time	Duration	Sell Time	Sell Price	P&L
ESM6	1	6617.00	03/24/2026 10:47:27	15min 54sec	03/24/2026 11:03:22	6604.75	\$(612.50)
ESM6	4	6608.25	03/24/2026 11:27:41	2min 56sec	03/24/2026 11:30:38	6604.00	\$(850.00)
ESM6	6	6608.00	03/24/2026 11:27:41	2min 56sec	03/24/2026 11:30:38	6604.00	\$(1,200.00)
ESM6	3	6593.00	03/24/2026 11:44:48	2min 49sec	03/24/2026 11:41:59	6595.25	\$337.50
ESM6	5	6593.25	03/24/2026 11:44:48	2min 49sec	03/24/2026 11:41:59	6595.00	\$437.50
ESM6	3	6593.25	03/24/2026 11:44:48	2min 49sec	03/24/2026 11:41:59	6595.25	\$300.00
ESM6	3	6593.50	03/24/2026 11:44:48	2min 49sec	03/24/2026 11:41:59	6594.75	\$187.50
ESM6	6	6593.50	03/24/2026 11:44:48	2min 49sec	03/24/2026 11:41:59	6595.00	\$450.00
ESM6	7	6593.75	03/24/2026 11:44:48	2min 49sec	03/24/2026 11:41:59	6594.50	\$262.50
ESM6	9	6593.75	03/24/2026 11:44:48	2min 49sec	03/24/2026 11:41:59	6594.75	\$450.00
ESM6	1	6594.00	03/24/2026 11:44:48	2min 49sec	03/24/2026 11:41:59	6594.25	\$12.50
ESM6	3	6594.00	03/24/2026 11:44:48	2min 49sec	03/24/2026 11:41:59	6594.50	\$75.00
ESM6	1	6596.50	03/24/2026 11:52:13	3min 2sec	03/24/2026 11:55:16	6597.00	\$25.00
ESM6	7	6596.25	03/24/2026 11:52:13	3min 2sec	03/24/2026 11:55:16	6597.00	\$262.50
ESM6	1	6596.75	03/24/2026 11:52:13	3min 2sec	03/24/2026 11:55:16	6596.75	\$0.00
ESM6	8	6596.50	03/24/2026 11:52:13	3min 2sec	03/24/2026 11:55:16	6596.75	\$100.00
ESM6	11	6596.75	03/24/2026 11:52:13	3min 2sec	03/24/2026 11:55:16	6596.50	\$(137.50)
ESM6	9	6597.00	03/24/2026 11:52:13	3min 2sec	03/24/2026 11:55:16	6596.25	\$(337.50)
ESM6	3	6597.00	03/24/2026 11:52:13	3min 2sec	03/24/2026 11:55:16	6596.00	\$(150.00)
ESM6	1	6597.25	03/24/2026 11:55:56	28min 51sec	03/24/2026 12:24:47	6605.75	\$425.00
ESM6	9	6597.50	03/24/2026 11:55:56	28min 51sec	03/24/2026 12:24:47	6605.50	\$3,600.00
ESM6	1	6597.25	03/24/2026 11:55:56	28min 51sec	03/24/2026 12:24:47	6605.50	\$412.50
ESM6	7	6597.75	03/24/2026 11:55:56	28min 51sec	03/24/2026 12:24:47	6605.25	\$2,625.00
ESM6	3	6597.50	03/24/2026 11:55:56	28min 51sec	03/24/2026 12:24:47	6605.25	\$1,162.50
ESM6	8	6598.00	03/24/2026 11:55:56	28min 51sec	03/24/2026 12:24:47	6605.00	\$2,800.00

Symbol	Qty	Buy Price	Buy Time	Duration	Sell Time	Sell Price	P&L
ESM6	3	6597.75	03/24/2026 11:55:56	28min 51sec	03/24/2026 12:24:47	6605.00	\$1,087.50
ESM6	8	6598.00	03/24/2026 11:55:56	28min 51sec	03/24/2026 12:24:47	6604.75	\$2,700.00
ESM6	1	6597.25	03/24/2026 13:14:15	13min 20sec	03/24/2026 13:27:35	6600.00	\$137.50
ESM6	3	6597.50	03/24/2026 13:14:15	13min 20sec	03/24/2026 13:27:35	6599.75	\$337.50
ESM6	10	6597.25	03/24/2026 13:14:15	13min 20sec	03/24/2026 13:27:35	6599.75	\$1,250.00
ESM6	6	6597.50	03/24/2026 13:14:15	13min 20sec	03/24/2026 13:27:35	6599.50	\$600.00
ESM6	3	6599.25	03/24/2026 13:40:26	5min 21sec	03/24/2026 13:45:48	6599.50	\$37.50
ESM6	6	6599.00	03/24/2026 13:40:26	5min 21sec	03/24/2026 13:45:48	6599.50	\$150.00
ESM6	9	6599.25	03/24/2026 13:40:26	5min 21sec	03/24/2026 13:45:48	6599.25	\$0.00
ESM6	2	6599.25	03/24/2026 13:40:26	5min 21sec	03/24/2026 13:45:48	6599.00	\$(25.00)
ESM6	2	6601.00	03/24/2026 13:55:05	2min 6sec	03/24/2026 13:57:12	6602.25	\$125.00
ESM6	6	6600.75	03/24/2026 13:55:05	2min 6sec	03/24/2026 13:57:12	6602.25	\$450.00
ESM6	4	6601.25	03/24/2026 13:55:05	2min 6sec	03/24/2026 13:57:12	6602.00	\$150.00
ESM6	7	6601.00	03/24/2026 13:55:05	2min 6sec	03/24/2026 13:57:12	6602.00	\$350.00
ESM6	1	6601.25	03/24/2026 13:55:05	2min 6sec	03/24/2026 13:57:12	6601.75	\$25.00
ESM6	3	6624.25	03/24/2026 21:59:21	17sec	03/24/2026 21:59:39	6627.25	\$450.00
ESM6	6	6624.50	03/24/2026 21:59:21	17sec	03/24/2026 21:59:39	6627.00	\$750.00
ESM6	10	6624.25	03/24/2026 21:59:21	17sec	03/24/2026 21:59:39	6627.00	\$1,375.00
ESM6	1	6624.50	03/24/2026 21:59:21	17sec	03/24/2026 21:59:39	6626.75	\$112.50
ESM6	10	6595.75	03/24/2026 23:16:21	1min 4sec	03/24/2026 23:17:26	6591.50	\$(2,125.00)
ESM6	10	6590.50	03/24/2026 23:22:51	11min 50sec	03/24/2026 23:34:42	6602.00	\$5,750.00
ESM6	2	6657.75	03/25/2026 09:23:58	2min 30sec	03/25/2026 09:26:28	6658.50	\$75.00
ESM6	2	6657.50	03/25/2026 09:23:58	2min 30sec	03/25/2026 09:26:28	6658.50	\$100.00
ESM6	8	6657.75	03/25/2026 09:23:58	2min 30sec	03/25/2026 09:26:28	6658.25	\$200.00
ESM6	8	6658.00	03/25/2026 09:23:58	2min 30sec	03/25/2026 09:26:28	6658.00	\$0.00

Symbol	Qty	Buy Price	Buy Time	Duration	Sell Time	Sell Price	P&L
ESM6	11	6653.75	03/25/2026 10:10:53	8min 55sec	03/25/2026 10:01:57	6646.75	\$(3,850.00)
ESM6	9	6654.00	03/25/2026 10:10:53	8min 55sec	03/25/2026 10:01:57	6646.75	\$(3,262.50)
ESM6	10	6655.00	03/25/2026 10:11:21	12sec	03/25/2026 10:11:33	6658.50	\$1,750.00
ESM6	10	6655.25	03/25/2026 10:11:21	12sec	03/25/2026 10:11:33	6658.25	\$1,500.00
ESM6	5	6658.00	03/25/2026 10:12:23	3min 13sec	03/25/2026 10:15:36	6659.25	\$312.50
ESM6	8	6658.25	03/25/2026 10:12:23	3min 13sec	03/25/2026 10:15:36	6659.00	\$300.00
ESM6	1	6658.00	03/25/2026 10:12:23	3min 13sec	03/25/2026 10:15:36	6659.00	\$50.00
ESM6	3	6658.50	03/25/2026 10:12:23	3min 13sec	03/25/2026 10:15:36	6658.75	\$37.50
ESM6	3	6658.25	03/25/2026 10:12:23	3min 13sec	03/25/2026 10:15:36	6658.75	\$75.00
ESM6	1	6656.00	03/25/2026 10:31:26	1min 26sec	03/25/2026 10:32:53	6660.00	\$200.00
ESM6	2	6655.75	03/25/2026 10:31:26	1min 26sec	03/25/2026 10:32:53	6660.00	\$425.00
ESM6	5	6656.25	03/25/2026 10:31:26	1min 26sec	03/25/2026 10:32:53	6659.75	\$875.00
ESM6	6	6656.00	03/25/2026 10:31:26	1min 26sec	03/25/2026 10:32:53	6659.75	\$1,125.00
ESM6	6	6656.50	03/25/2026 10:31:26	1min 26sec	03/25/2026 10:32:53	6659.50	\$900.00
ESM6	7	6646.25	03/25/2026 12:39:22	27min 34sec	03/25/2026 12:11:47	6643.75	\$(875.00)
CLK6	1	87.87	03/25/2026 12:10:40	28min 44sec	03/25/2026 12:39:25	88.27	\$400.00
CLK6	1	87.87	03/25/2026 12:10:40	28min 44sec	03/25/2026 12:39:25	88.26	\$390.00
ESM6	2	6669.25	03/25/2026 18:49:46	11min 13sec	03/25/2026 18:38:32	6669.50	\$25.00
ESM6	5	6669.25	03/25/2026 18:49:46	11min 13sec	03/25/2026 18:38:32	6669.75	\$125.00
ESM6	10	6663.50	03/25/2026 22:57:24	3min 1sec	03/25/2026 23:00:26	6656.25	\$(3,625.00)
ESM6	6	6663.25	03/25/2026 22:57:24	3min 1sec	03/25/2026 23:00:26	6656.25	\$(2,100.00)
ESM6	1	6663.50	03/25/2026 22:57:24	3min 1sec	03/25/2026 23:00:26	6656.00	\$(375.00)
ESM6	6	6664.25	03/25/2026 23:01:14	7min 58sec	03/25/2026 23:09:13	6664.00	\$(75.00)
ESM6	8	6664.00	03/25/2026 23:01:14	7min 58sec	03/25/2026 23:09:13	6664.00	\$0.00
ESM6	2	6664.50	03/25/2026 23:01:14	7min 58sec	03/25/2026 23:09:13	6663.75	\$(75.00)

Symbol	Qty	Buy Price	Buy Time	Duration	Sell Time	Sell Price	P&L
ESM6	14	6664.25	03/25/2026 23:01:14	7min 58sec	03/25/2026 23:09:13	6663.75	\$(350.00)
ESM6	3	6658.75	03/25/2026 23:23:50	10min 25sec	03/25/2026 23:13:24	6660.00	\$187.50
ESM6	9	6658.75	03/25/2026 23:23:50	10min 25sec	03/25/2026 23:13:24	6660.25	\$675.00
ESM6	18	6659.00	03/25/2026 23:23:50	10min 25sec	03/25/2026 23:13:24	6660.00	\$900.00
ESM6	8	6661.75	03/25/2026 23:24:23	5min 50sec	03/25/2026 23:30:13	6667.75	\$2,400.00
ESM6	2	6661.50	03/25/2026 23:24:23	5min 50sec	03/25/2026 23:30:13	6667.75	\$625.00
ESM6	3	6662.00	03/25/2026 23:24:23	5min 50sec	03/25/2026 23:30:13	6667.50	\$825.00
ESM6	10	6661.75	03/25/2026 23:24:23	5min 50sec	03/25/2026 23:30:13	6667.50	\$2,875.00
ESM6	7	6662.00	03/25/2026 23:24:23	5min 50sec	03/25/2026 23:30:13	6667.25	\$1,837.50
ESM6	3	6670.75	03/25/2026 23:30:47	1min 51sec	03/25/2026 23:32:38	6676.00	\$787.50
ESM6	7	6670.75	03/25/2026 23:30:47	1min 51sec	03/25/2026 23:32:38	6675.75	\$1,750.00
ESM6	5	6618.75	03/26/2026 17:04:24	49sec	03/26/2026 17:05:13	6614.75	\$(1,000.00)
ESM6	2	6618.50	03/26/2026 17:04:24	49sec	03/26/2026 17:05:13	6614.75	\$(375.00)
ESM6	5	6619.00	03/26/2026 17:04:24	49sec	03/26/2026 17:05:13	6614.50	\$(1,125.00)
ESM6	5	6618.75	03/26/2026 17:04:24	49sec	03/26/2026 17:05:13	6614.50	\$(1,062.50)
ESM6	1	6612.25	03/26/2026 17:13:05	7min 21sec	03/26/2026 17:05:44	6613.50	\$62.50
ESM6	4	6612.50	03/26/2026 17:13:05	7min 21sec	03/26/2026 17:05:44	6613.25	\$150.00
ESM6	2	6612.50	03/26/2026 17:13:05	7min 21sec	03/26/2026 17:05:44	6613.50	\$100.00
ESM6	6	6612.75	03/26/2026 17:13:05	7min 21sec	03/26/2026 17:05:44	6613.00	\$75.00
ESM6	3	6612.75	03/26/2026 17:13:05	7min 21sec	03/26/2026 17:05:44	6613.25	\$75.00
ESM6	1	6613.00	03/26/2026 17:13:05	7min 21sec	03/26/2026 17:05:44	6613.00	\$0.00
ESM6	3	6613.75	03/26/2026 17:37:19	1min 15sec	03/26/2026 17:38:35	6615.75	\$300.00
ESM6	4	6613.50	03/26/2026 17:37:19	1min 15sec	03/26/2026 17:38:35	6615.75	\$450.00
ESM6	1	6614.00	03/26/2026 17:37:19	1min 15sec	03/26/2026 17:38:35	6615.50	\$75.00
ESM6	6	6613.75	03/26/2026 17:37:19	1min 15sec	03/26/2026 17:38:35	6615.50	\$525.00

Symbol	Qty	Buy Price	Buy Time	Duration	Sell Time	Sell Price	P&L
ESM6	3	6614.00	03/26/2026 17:37:19	1min 15sec	03/26/2026 17:38:35	6615.25	\$187.50
ESM6	2	6616.25	03/26/2026 17:46:07	20min 53sec	03/26/2026 18:07:00	6620.25	\$400.00
ESM6	1	6616.75	03/26/2026 17:46:07	20min 53sec	03/26/2026 18:07:00	6620.00	\$162.50
ESM6	9	6616.50	03/26/2026 17:46:07	20min 53sec	03/26/2026 18:07:00	6620.00	\$1,575.00
ESM6	4	6616.25	03/26/2026 17:46:07	20min 53sec	03/26/2026 18:07:00	6620.00	\$750.00
ESM6	1	6616.75	03/26/2026 17:46:07	20min 53sec	03/26/2026 18:07:00	6619.75	\$150.00
ESM6	2	6601.50	03/26/2026 18:30:44	5min 53sec	03/26/2026 18:24:50	6604.75	\$325.00
ESM6	7	6601.50	03/26/2026 18:30:44	5min 53sec	03/26/2026 18:24:50	6605.00	\$1,225.00
ESM6	8	6601.75	03/26/2026 18:30:44	5min 53sec	03/26/2026 18:24:50	6604.75	\$1,200.00
ESM6	3	6602.00	03/26/2026 18:56:13	47sec	03/26/2026 18:57:00	6603.50	\$225.00
ESM6	1	6602.50	03/26/2026 18:56:13	47sec	03/26/2026 18:57:00	6603.25	\$37.50
ESM6	10	6602.25	03/26/2026 18:56:13	47sec	03/26/2026 18:57:00	6603.25	\$500.00
ESM6	2	6602.00	03/26/2026 18:56:13	47sec	03/26/2026 18:57:00	6603.25	\$125.00
ESM6	1	6602.50	03/26/2026 18:56:13	47sec	03/26/2026 18:57:00	6603.00	\$25.00
ESM6	6	6601.25	03/26/2026 19:05:19	1min 35sec	03/26/2026 19:03:44	6593.00	\$(2,475.00)
ESM6	4	6601.25	03/26/2026 19:05:19	1min 35sec	03/26/2026 19:03:44	6593.25	\$(1,600.00)
ESM6	7	6601.50	03/26/2026 19:05:19	1min 35sec	03/26/2026 19:03:44	6593.00	\$(2,975.00)
ESM6	5	6602.75	03/26/2026 19:05:59	24min 12sec	03/26/2026 19:30:12	6587.00	\$(3,937.50)
ESM6	11	6602.50	03/26/2026 19:05:59	24min 12sec	03/26/2026 19:30:12	6587.00	\$(8,525.00)
ESM6	2	6602.25	03/26/2026 19:05:59	24min 12sec	03/26/2026 19:30:12	6587.00	\$(1,525.00)
ESM6	9	6602.75	03/26/2026 19:05:59	24min 12sec	03/26/2026 19:30:12	6586.75	\$(7,200.00)
ESM6	1	6588.25	03/26/2026 19:44:31	12min 9sec	03/26/2026 19:32:21	6584.00	\$(212.50)
ESM6	3	6588.25	03/26/2026 19:44:31	12min 9sec	03/26/2026 19:32:21	6584.25	\$(600.00)
ESM6	16	6588.50	03/26/2026 19:44:31	12min 9sec	03/26/2026 19:32:21	6584.00	\$(3,600.00)
ESM6	8	6588.75	03/26/2026 19:44:31	12min 9sec	03/26/2026 19:32:21	6583.75	\$(2,000.00)

Symbol	Qty	Buy Price	Buy Time	Duration	Sell Time	Sell Price	P&L
ESM6	5	6588.75	03/26/2026 19:44:31	12min 9sec	03/26/2026 19:32:21	6584.00	\$(1,187.50)
ESM6	3	6589.00	03/26/2026 19:44:31	12min 9sec	03/26/2026 19:32:21	6583.50	\$(825.00)
ESM6	1	6589.00	03/26/2026 19:44:31	12min 9sec	03/26/2026 19:32:21	6583.75	\$(262.50)
ESM6	2	6588.25	03/26/2026 19:45:12	23min 31sec	03/26/2026 20:08:44	6596.25	\$800.00
ESM6	5	6588.50	03/26/2026 19:45:12	23min 31sec	03/26/2026 20:08:44	6596.00	\$1,875.00
ESM6	4	6588.25	03/26/2026 19:45:12	23min 31sec	03/26/2026 20:08:44	6596.00	\$1,550.00
ESM6	11	6588.75	03/26/2026 19:45:12	23min 31sec	03/26/2026 20:08:44	6595.75	\$3,850.00
ESM6	4	6588.50	03/26/2026 19:45:12	23min 31sec	03/26/2026 20:08:44	6595.75	\$1,450.00
ESM6	1	6589.25	03/26/2026 19:45:12	23min 31sec	03/26/2026 20:08:44	6595.50	\$312.50
ESM6	14	6589.00	03/26/2026 19:45:12	23min 31sec	03/26/2026 20:08:44	6595.50	\$4,550.00
ESM6	1	6588.75	03/26/2026 19:45:12	23min 31sec	03/26/2026 20:08:44	6595.50	\$337.50
ESM6	5	6589.25	03/26/2026 19:45:12	23min 31sec	03/26/2026 20:08:44	6595.25	\$1,500.00
ESM6	5	6589.25	03/26/2026 21:40:56	18min 20sec	03/26/2026 21:59:16	6579.25	\$(2,500.00)
ESM6	12	6589.00	03/26/2026 21:40:56	18min 20sec	03/26/2026 21:59:16	6579.25	\$(5,850.00)
ESM6	3	6589.25	03/26/2026 21:40:56	18min 20sec	03/26/2026 21:59:16	6579.00	\$(1,537.50)
ESM6	7	6577.25	03/26/2026 22:03:58	1min 25sec	03/26/2026 22:05:24	6580.50	\$1,137.50
ESM6	23	6577.00	03/26/2026 22:03:58	1min 25sec	03/26/2026 22:05:24	6580.50	\$4,025.00
ESM6	10	6576.75	03/26/2026 22:03:58	1min 25sec	03/26/2026 22:05:24	6580.50	\$1,875.00
ESM6	13	6584.00	03/26/2026 22:07:16	1min 35sec	03/26/2026 22:08:51	6587.50	\$2,275.00
ESM6	11	6583.75	03/26/2026 22:07:16	1min 35sec	03/26/2026 22:08:51	6587.50	\$2,062.50
ESM6	13	6584.00	03/26/2026 22:07:16	1min 35sec	03/26/2026 22:08:51	6587.25	\$2,112.50
ESM6	3	6584.25	03/26/2026 22:07:16	1min 35sec	03/26/2026 22:08:51	6587.00	\$412.50
ESM6	9	6576.25	03/26/2026 22:35:54	4min 25sec	03/26/2026 22:31:29	6583.75	\$3,375.00
ESM6	1	6576.25	03/26/2026 22:35:54	4min 25sec	03/26/2026 22:31:29	6584.00	\$387.50
ESM6	5	6576.25	03/26/2026 22:35:54	4min 25sec	03/26/2026 22:31:29	6583.50	\$1,812.50

Symbol	Qty	Buy Price	Buy Time	Duration	Sell Time	Sell Price	P&L
ESM6	1	6576.25	03/26/2026 22:35:54	4min 25sec	03/26/2026 22:31:29	6583.50	\$362.50
ESM6	4	6576.25	03/26/2026 22:35:54	4min 25sec	03/26/2026 22:31:29	6583.50	\$1,450.00
ESM6	3	6580.00	03/26/2026 22:44:30	35sec	03/26/2026 22:45:05	6581.00	\$150.00
ESM6	7	6579.75	03/26/2026 22:44:30	35sec	03/26/2026 22:45:05	6581.00	\$437.50
ESM6	10	6580.00	03/26/2026 22:44:30	35sec	03/26/2026 22:45:05	6580.75	\$375.00
ESM6	9	6588.00	03/26/2026 23:08:12	5min 31sec	03/26/2026 23:13:44	6592.50	\$2,025.00
ESM6	11	6587.75	03/26/2026 23:08:12	5min 31sec	03/26/2026 23:13:44	6592.50	\$2,612.50
ESM6	6	6592.75	03/26/2026 23:29:37	32sec	03/26/2026 23:30:10	6587.00	\$(1,725.00)
ESM6	14	6592.50	03/26/2026 23:29:37	32sec	03/26/2026 23:30:10	6587.00	\$(3,850.00)
ESM6	2	6585.00	03/26/2026 23:39:26	6min 42sec	03/26/2026 23:32:44	6584.50	\$(50.00)
ESM6	5	6585.25	03/26/2026 23:39:26	6min 42sec	03/26/2026 23:32:44	6584.25	\$(250.00)
ESM6	13	6585.25	03/26/2026 23:39:26	6min 42sec	03/26/2026 23:32:44	6584.50	\$(487.50)
ESM6	2	6589.00	03/26/2026 23:42:23	2min 47sec	03/26/2026 23:45:10	6604.00	\$1,500.00
ESM6	4	6589.00	03/26/2026 23:42:23	2min 47sec	03/26/2026 23:45:10	6604.00	\$3,000.00
ESM6	14	6589.00	03/26/2026 23:42:23	2min 47sec	03/26/2026 23:45:10	6604.00	\$10,500.00
ESM6	5	6610.00	03/26/2026 23:45:34	1h 7min 21sec	03/27/2026 00:52:55	6592.75	\$(4,312.50)
ESM6	15	6609.75	03/26/2026 23:45:34	1h 7min 21sec	03/27/2026 00:52:55	6592.75	\$(12,750.00)
ESM6	6	6549.50	03/27/2026 17:49:13	3min 5sec	03/27/2026 17:52:18	6544.50	\$(1,500.00)
ESM6	4	6549.25	03/27/2026 17:49:13	3min 5sec	03/27/2026 17:52:18	6544.50	\$(950.00)
ESM6	2	6549.75	03/27/2026 17:49:13	3min 5sec	03/27/2026 17:52:18	6544.25	\$(550.00)
ESM6	7	6549.50	03/27/2026 17:49:13	3min 5sec	03/27/2026 17:52:18	6544.25	\$(1,837.50)
ESM6	1	6549.75	03/27/2026 17:49:13	3min 5sec	03/27/2026 17:52:18	6544.00	\$(287.50)
ESM6	6	6537.25	03/27/2026 18:14:43	11min 43sec	03/27/2026 18:03:00	6541.75	\$1,350.00
ESM6	5	6537.50	03/27/2026 18:14:43	11min 43sec	03/27/2026 18:03:00	6541.00	\$875.00

Symbol	Qty	Buy Price	Buy Time	Duration	Sell Time	Sell Price	P&L
ESM6	8	6537.50	03/27/2026 18:14:43	11min 43sec	03/27/2026 18:03:00	6541.25	\$1,500.00
ESM6	8	6537.50	03/27/2026 18:14:43	11min 43sec	03/27/2026 18:03:00	6541.50	\$1,600.00
ESM6	2	6537.75	03/27/2026 18:14:43	11min 43sec	03/27/2026 18:03:00	6540.75	\$300.00
ESM6	11	6537.75	03/27/2026 18:14:43	11min 43sec	03/27/2026 18:03:00	6541.00	\$1,787.50
ESM6	3	6539.50	03/27/2026 18:15:48	12sec	03/27/2026 18:16:01	6539.50	\$0.00
ESM6	5	6539.25	03/27/2026 18:15:48	12sec	03/27/2026 18:16:01	6539.50	\$62.50
ESM6	1	6539.75	03/27/2026 18:15:48	12sec	03/27/2026 18:16:01	6539.25	\$(25.00)
ESM6	13	6539.50	03/27/2026 18:15:48	12sec	03/27/2026 18:16:01	6539.25	\$(162.50)
ESM6	11	6539.75	03/27/2026 18:15:48	12sec	03/27/2026 18:16:01	6539.00	\$(412.50)
ESM6	7	6539.75	03/27/2026 18:15:48	12sec	03/27/2026 18:16:01	6538.75	\$(350.00)
ESM6	10	6539.75	03/27/2026 18:16:24	1min 19sec	03/27/2026 18:17:43	6534.50	\$(2,625.00)
ESM6	7	6539.50	03/27/2026 18:16:24	1min 19sec	03/27/2026 18:17:43	6534.50	\$(1,750.00)
ESM6	5	6540.25	03/27/2026 18:16:24	1min 19sec	03/27/2026 18:17:43	6534.25	\$(1,500.00)
ESM6	17	6540.00	03/27/2026 18:16:24	1min 19sec	03/27/2026 18:17:43	6534.25	\$(4,887.50)
ESM6	1	6539.75	03/27/2026 18:16:24	1min 19sec	03/27/2026 18:17:43	6534.25	\$(275.00)
ESM6	2	6532.00	03/27/2026 18:24:13	5min 5sec	03/27/2026 18:19:07	6532.75	\$75.00
ESM6	7	6532.00	03/27/2026 18:24:13	5min 5sec	03/27/2026 18:19:07	6533.00	\$350.00
ESM6	4	6532.00	03/27/2026 18:24:13	5min 5sec	03/27/2026 18:19:07	6533.25	\$250.00
ESM6	11	6532.25	03/27/2026 18:24:13	5min 5sec	03/27/2026 18:19:07	6532.75	\$275.00
ESM6	11	6532.50	03/27/2026 18:24:13	5min 5sec	03/27/2026 18:19:07	6532.50	\$0.00
ESM6	2	6532.50	03/27/2026 18:24:13	5min 5sec	03/27/2026 18:19:07	6532.75	\$25.00
ESM6	3	6532.75	03/27/2026 18:24:13	5min 5sec	03/27/2026 18:19:07	6532.50	\$(37.50)
ESM6	16	6532.50	03/27/2026 18:32:07	4min 11sec	03/27/2026 18:36:19	6525.25	\$(5,800.00)
ESM6	15	6532.25	03/27/2026 18:32:07	4min 11sec	03/27/2026 18:36:19	6525.25	\$(5,250.00)
ESM6	9	6532.00	03/27/2026 18:32:07	4min 11sec	03/27/2026 18:36:19	6525.25	\$(3,037.50)

Symbol	Qty	Buy Price	Buy Time	Duration	Sell Time	Sell Price	P&L
ESM6	2	6529.00	03/27/2026 18:45:25	19min 3sec	03/27/2026 19:04:28	6519.75	\$(925.00)
ESM6	7	6529.25	03/27/2026 18:45:25	19min 3sec	03/27/2026 19:04:28	6519.50	\$(3,412.50)
ESM6	5	6529.00	03/27/2026 18:45:25	19min 3sec	03/27/2026 19:04:28	6519.50	\$(2,375.00)
ESM6	7	6529.50	03/27/2026 18:45:25	19min 3sec	03/27/2026 19:04:28	6519.25	\$(3,587.50)
ESM6	7	6529.25	03/27/2026 18:45:25	19min 3sec	03/27/2026 19:04:28	6519.25	\$(3,500.00)
ESM6	7	6529.75	03/27/2026 18:45:25	19min 3sec	03/27/2026 19:04:28	6519.00	\$(3,762.50)
ESM6	5	6529.50	03/27/2026 18:45:25	19min 3sec	03/27/2026 19:04:28	6519.00	\$(2,625.00)
ESM6	6	6523.25	03/27/2026 19:21:42	27min 3sec	03/27/2026 19:48:46	6517.25	\$(1,800.00)
ESM6	14	6523.00	03/27/2026 19:21:42	27min 3sec	03/27/2026 19:48:46	6517.25	\$(4,025.00)
ESM6	10	6522.75	03/27/2026 19:21:42	27min 3sec	03/27/2026 19:48:46	6517.25	\$(2,750.00)
ESM6	10	6522.50	03/27/2026 19:21:42	27min 3sec	03/27/2026 19:48:46	6517.25	\$(2,625.00)
ESM6	4	6498.50	03/27/2026 21:26:42	21min 49sec	03/27/2026 21:48:31	6505.50	\$1,400.00
ESM6	8	6498.25	03/27/2026 21:26:42	21min 49sec	03/27/2026 21:48:31	6505.50	\$2,900.00
ESM6	6	6498.75	03/27/2026 21:26:42	21min 49sec	03/27/2026 21:48:32	6505.50	\$2,025.00
ESM6	8	6498.50	03/27/2026 21:26:42	21min 49sec	03/27/2026 21:48:32	6505.50	\$2,800.00
ESM6	14	6498.75	03/27/2026 21:26:42	21min 49sec	03/27/2026 21:48:32	6505.50	\$4,725.00
ESM6	21	6469.00	03/28/2026 00:16:10	4min 1sec	03/28/2026 00:20:12	6474.75	\$6,037.50
ESM6	19	6469.00	03/28/2026 00:16:10	4min 1sec	03/28/2026 00:20:12	6474.50	\$5,225.00
ESM6	20	6462.25	03/28/2026 00:32:05	7min 30sec	03/28/2026 00:24:35	6464.00	\$1,750.00
ESM6	20	6462.25	03/28/2026 00:32:05	7min 30sec	03/28/2026 00:24:35	6464.25	\$2,000.00
ESM6	20	6465.25	03/28/2026 00:34:52	3min 28sec	03/28/2026 00:38:20	6458.75	\$(6,500.00)
ESM6	4	6465.25	03/28/2026 00:48:14	3min 41sec	03/28/2026 00:44:32	6457.00	\$(1,650.00)
ESM6	16	6465.50	03/28/2026 00:48:14	3min 41sec	03/28/2026 00:44:32	6457.00	\$(6,800.00)
ESM6	4	6378.00	03/30/2026 08:17:11	3min 44sec	03/30/2026 08:20:55	6384.25	\$1,250.00
ESM6	1	6377.75	03/30/2026 08:17:11	3min 44sec	03/30/2026 08:20:55	6384.25	\$325.00

Symbol	Qty	Buy Price	Buy Time	Duration	Sell Time	Sell Price	P&L
ESM6	5	6378.00	03/30/2026 08:17:11	3min 44sec	03/30/2026 08:20:55	6384.00	\$1,500.00
ESM6	6	6374.00	03/30/2026 09:40:04	6min 52sec	03/30/2026 09:46:56	6366.75	\$(2,175.00)
ESM6	4	6373.75	03/30/2026 09:40:04	6min 52sec	03/30/2026 09:46:56	6366.75	\$(1,400.00)
ESM6	3	6373.00	03/30/2026 09:52:51	2min 36sec	03/30/2026 09:50:15	6369.50	\$(525.00)
ESM6	5	6373.25	03/30/2026 09:52:51	2min 36sec	03/30/2026 09:50:15	6369.25	\$(1,000.00)
ESM6	2	6373.50	03/30/2026 09:52:51	2min 36sec	03/30/2026 09:50:15	6369.00	\$(450.00)
ESM6	6	6370.00	03/30/2026 10:05:55	3min 29sec	03/30/2026 10:02:26	6363.75	\$(1,875.00)
ESM6	7	6370.00	03/30/2026 10:05:55	3min 29sec	03/30/2026 10:02:26	6364.00	\$(2,100.00)
ESM6	6	6370.00	03/30/2026 10:05:55	3min 29sec	03/30/2026 10:02:26	6364.25	\$(1,725.00)
ESM6	1	6370.00	03/30/2026 10:05:55	3min 29sec	03/30/2026 10:02:26	6364.50	\$(275.00)
ESM6	2	6369.25	03/30/2026 10:07:12	12min 59sec	03/30/2026 10:20:12	6390.00	\$2,075.00
ESM6	4	6369.00	03/30/2026 10:07:12	12min 59sec	03/30/2026 10:20:12	6390.00	\$4,200.00
ESM6	7	6369.50	03/30/2026 10:07:12	12min 59sec	03/30/2026 10:20:12	6389.75	\$7,087.50
ESM6	4	6369.25	03/30/2026 10:07:12	12min 59sec	03/30/2026 10:20:12	6389.75	\$4,100.00
ESM6	1	6369.75	03/30/2026 10:07:12	12min 59sec	03/30/2026 10:20:12	6389.50	\$987.50
ESM6	5	6369.50	03/30/2026 10:07:12	12min 59sec	03/30/2026 10:20:12	6389.50	\$5,000.00
ESM6	7	6369.75	03/30/2026 10:07:12	12min 59sec	03/30/2026 10:20:12	6389.25	\$6,825.00
ESM6	2	6370.00	03/30/2026 10:07:12	12min 59sec	03/30/2026 10:20:12	6389.00	\$1,900.00
ESM6	3	6369.75	03/30/2026 10:07:12	12min 59sec	03/30/2026 10:20:12	6389.00	\$2,887.50
ESM6	5	6370.00	03/30/2026 10:07:12	12min 59sec	03/30/2026 10:20:12	6388.75	\$4,687.50
ESM6	10	6388.25	03/30/2026 12:08:40	1min 42sec	03/30/2026 12:10:22	6385.50	\$(1,375.00)
ESM6	9	6388.50	03/30/2026 12:08:40	1min 42sec	03/30/2026 12:10:22	6385.25	\$(1,462.50)
ESM6	1	6388.25	03/30/2026 12:08:40	1min 42sec	03/30/2026 12:10:22	6385.25	\$(150.00)
ESM6	3	6385.00	03/30/2026 12:30:27	9min 31sec	03/30/2026 12:39:58	6386.00	\$150.00
ESM6	5	6385.25	03/30/2026 12:30:27	9min 31sec	03/30/2026 12:39:58	6385.75	\$125.00

Symbol	Qty	Buy Price	Buy Time	Duration	Sell Time	Sell Price	P&L
ESM6	5	6385.00	03/30/2026 12:30:27	9min 31sec	03/30/2026 12:39:58	6385.75	\$187.50
ESM6	3	6385.50	03/30/2026 12:30:27	9min 31sec	03/30/2026 12:39:58	6385.50	\$0.00
ESM6	4	6385.25	03/30/2026 12:30:27	9min 31sec	03/30/2026 12:39:58	6385.50	\$50.00
ESM6	9	6409.00	03/30/2026 13:54:54	22min 11sec	03/30/2026 14:17:06	6410.75	\$787.50
ESM6	1	6408.75	03/30/2026 13:54:54	22min 11sec	03/30/2026 14:17:06	6410.75	\$100.00
ESM6	4	6417.50	03/30/2026 15:51:28	11min 12sec	03/30/2026 15:40:16	6414.00	\$(700.00)
ESM6	3	6417.50	03/30/2026 15:51:28	11min 12sec	03/30/2026 15:40:16	6414.25	\$(487.50)
ESM6	3	6417.75	03/30/2026 15:51:28	11min 12sec	03/30/2026 15:40:16	6414.00	\$(562.50)
ESM6	3	6437.25	03/30/2026 19:40:48	2min 20sec	03/30/2026 19:43:09	6434.25	\$(450.00)
ESM6	1	6437.50	03/30/2026 19:40:48	2min 20sec	03/30/2026 19:43:09	6434.00	\$(175.00)
ESM6	6	6437.25	03/30/2026 19:40:48	2min 20sec	03/30/2026 19:43:09	6434.00	\$(975.00)
ESM6	3	6453.50	03/30/2026 21:35:12	1min 38sec	03/30/2026 21:33:33	6451.50	\$(300.00)
ESM6	9	6453.50	03/30/2026 21:35:12	1min 38sec	03/30/2026 21:33:33	6451.75	\$(787.50)
ESM6	3	6453.50	03/30/2026 21:35:12	1min 38sec	03/30/2026 21:33:33	6452.00	\$(225.00)
ESM6	3	6447.00	03/30/2026 22:00:56	13min 43sec	03/30/2026 21:47:13	6451.00	\$600.00
ESM6	7	6447.00	03/30/2026 22:00:56	13min 43sec	03/30/2026 21:47:13	6451.25	\$1,487.50
ESM6	5	6447.25	03/30/2026 22:00:56	13min 43sec	03/30/2026 21:47:13	6451.00	\$937.50
ESM6	3	6464.75	03/30/2026 23:00:01	7min 37sec	03/30/2026 22:52:24	6461.25	\$(525.00)
ESM6	8	6465.00	03/30/2026 23:00:01	7min 37sec	03/30/2026 22:52:24	6461.00	\$(1,600.00)
ESM6	4	6465.00	03/30/2026 23:00:01	7min 37sec	03/30/2026 22:52:24	6461.25	\$(750.00)
ESM6	9	6467.50	03/30/2026 23:27:05	2min 55sec	03/30/2026 23:30:01	6462.50	\$(2,250.00)
ESM6	7	6467.75	03/30/2026 23:27:05	2min 55sec	03/30/2026 23:30:01	6462.25	\$(1,925.00)
ESM6	12	6467.50	03/30/2026 23:27:05	2min 55sec	03/30/2026 23:30:01	6462.25	\$(3,150.00)
ESM6	2	6467.75	03/30/2026 23:27:05	2min 55sec	03/30/2026 23:30:01	6462.00	\$(575.00)
ESM6	14	6469.00	03/30/2026 23:31:17	3min 7sec	03/30/2026 23:34:25	6460.50	\$(5,950.00)

Symbol	Qty	Buy Price	Buy Time	Duration	Sell Time	Sell Price	P&L
ESM6	15	6468.75	03/30/2026 23:31:17	3min 7sec	03/30/2026 23:34:25	6460.50	\$(6,187.50)
ESM6	1	6469.00	03/30/2026 23:31:17	3min 7sec	03/30/2026 23:34:25	6460.25	\$(437.50)
ESM6	19	6437.25	03/30/2026 23:41:33	5min 38sec	03/30/2026 23:35:54	6450.00	\$12,112.50
ESM6	11	6437.50	03/30/2026 23:41:33	5min 38sec	03/30/2026 23:35:54	6450.00	\$6,875.00
ESM6	10	6427.25	03/31/2026 00:03:58	10min 8sec	03/31/2026 00:14:07	6434.00	\$3,375.00
ESM6	2	6387.25	03/31/2026 08:58:16	1min 49sec	03/31/2026 09:00:05	6383.00	\$(425.00)
ESM6	4	6387.00	03/31/2026 08:58:16	1min 49sec	03/31/2026 09:00:05	6383.00	\$(800.00)
ESM6	2	6387.75	03/31/2026 08:58:16	1min 49sec	03/31/2026 09:00:05	6382.75	\$(500.00)
ESM6	6	6387.50	03/31/2026 08:58:16	1min 49sec	03/31/2026 09:00:05	6382.75	\$(1,425.00)
ESM6	3	6387.25	03/31/2026 08:58:16	1min 49sec	03/31/2026 09:00:05	6382.75	\$(675.00)
ESM6	2	6388.00	03/31/2026 08:58:16	1min 49sec	03/31/2026 09:00:05	6382.50	\$(550.00)
ESM6	10	6387.75	03/31/2026 08:58:16	1min 49sec	03/31/2026 09:00:05	6382.50	\$(2,625.00)
ESM6	11	6388.00	03/31/2026 08:58:16	1min 49sec	03/31/2026 09:00:05	6382.25	\$(3,162.50)
ESM6	8	6373.00	03/31/2026 09:19:14	6min 8sec	03/31/2026 09:25:22	6374.00	\$400.00
ESM6	1	6372.75	03/31/2026 09:19:14	6min 8sec	03/31/2026 09:25:22	6374.00	\$62.50
ESM6	8	6373.25	03/31/2026 09:19:14	6min 8sec	03/31/2026 09:25:22	6373.75	\$200.00
ESM6	4	6373.00	03/31/2026 09:19:14	6min 8sec	03/31/2026 09:25:22	6373.75	\$150.00
ESM6	15	6373.25	03/31/2026 09:19:14	6min 8sec	03/31/2026 09:25:22	6373.50	\$187.50
ESM6	2	6373.50	03/31/2026 09:19:14	6min 8sec	03/31/2026 09:25:22	6373.25	\$(25.00)
ESM6	2	6373.25	03/31/2026 09:19:14	6min 8sec	03/31/2026 09:25:22	6373.25	\$0.00
ESM6	5	6368.75	03/31/2026 09:48:05	16min 15sec	03/31/2026 09:31:50	6370.50	\$437.50
ESM6	3	6369.00	03/31/2026 09:48:05	16min 15sec	03/31/2026 09:31:50	6370.00	\$150.00
ESM6	9	6369.00	03/31/2026 09:48:05	16min 15sec	03/31/2026 09:31:50	6370.25	\$562.50
ESM6	4	6369.00	03/31/2026 09:48:05	16min 15sec	03/31/2026 09:31:50	6370.50	\$300.00
ESM6	2	6369.25	03/31/2026 09:48:05	16min 15sec	03/31/2026 09:31:50	6369.75	\$50.00

Symbol	Qty	Buy Price	Buy Time	Duration	Sell Time	Sell Price	P&L
ESM6	8	6369.25	03/31/2026 09:48:05	16min 15sec	03/31/2026 09:31:50	6370.00	\$300.00
ESM6	9	6369.50	03/31/2026 09:48:05	16min 15sec	03/31/2026 09:31:50	6369.75	\$112.50
ESM6	4	6402.00	03/31/2026 10:45:04	14sec	03/31/2026 10:45:19	6406.25	\$850.00
ESM6	7	6401.75	03/31/2026 10:45:04	14sec	03/31/2026 10:45:19	6406.25	\$1,575.00
ESM6	2	6402.25	03/31/2026 10:45:04	14sec	03/31/2026 10:45:19	6406.00	\$375.00
ESM6	9	6402.00	03/31/2026 10:45:04	14sec	03/31/2026 10:45:19	6406.00	\$1,800.00
ESM6	10	6402.25	03/31/2026 10:45:04	14sec	03/31/2026 10:45:19	6405.75	\$1,750.00
ESM6	8	6402.50	03/31/2026 10:45:04	14sec	03/31/2026 10:45:19	6405.50	\$1,200.00
ESM6	3	6420.75	03/31/2026 10:49:01	39min 59sec	03/31/2026 11:29:01	6436.50	\$2,362.50
ESM6	6	6421.00	03/31/2026 10:49:01	39min 59sec	03/31/2026 11:29:01	6436.25	\$4,575.00
ESM6	2	6420.75	03/31/2026 10:49:01	39min 59sec	03/31/2026 11:29:01	6436.25	\$1,550.00
ESM6	13	6421.25	03/31/2026 10:49:01	39min 59sec	03/31/2026 11:29:01	6436.00	\$9,587.50
ESM6	5	6421.50	03/31/2026 10:49:01	39min 59sec	03/31/2026 11:29:01	6435.75	\$3,562.50
ESM6	6	6421.25	03/31/2026 10:49:01	39min 59sec	03/31/2026 11:29:01	6435.75	\$4,350.00
ESM6	5	6421.50	03/31/2026 10:49:01	39min 59sec	03/31/2026 11:29:01	6435.50	\$3,500.00
ESM6	6	6433.25	03/31/2026 15:31:36	17min 51sec	03/31/2026 15:49:28	6442.50	\$2,775.00
ESM6	2	6433.50	03/31/2026 15:31:36	17min 51sec	03/31/2026 15:49:28	6442.25	\$875.00
ESM6	2	6433.25	03/31/2026 15:31:36	17min 51sec	03/31/2026 15:49:28	6442.25	\$900.00
ESM6	5	6430.25	03/31/2026 16:49:44	6min 42sec	03/31/2026 16:56:27	6436.50	\$1,562.50
ESM6	5	6430.00	03/31/2026 16:49:44	6min 42sec	03/31/2026 16:56:27	6436.50	\$1,625.00
ESM6	3	6448.25	03/31/2026 21:37:51	12min 23sec	03/31/2026 21:50:14	6450.75	\$375.00
ESM6	4	6448.50	03/31/2026 21:37:51	12min 23sec	03/31/2026 21:50:14	6450.50	\$400.00
ESM6	3	6448.25	03/31/2026 21:37:51	12min 23sec	03/31/2026 21:50:14	6450.50	\$337.50
ESM6	10	6453.25	03/31/2026 21:58:19	5min 57sec	03/31/2026 22:04:16	6457.50	\$2,125.00
ESM6	6	6459.75	03/31/2026 22:07:45	3min 57sec	03/31/2026 22:11:42	6448.25	\$(3,450.00)

Symbol	Qty	Buy Price	Buy Time	Duration	Sell Time	Sell Price	P&L
ESM6	14	6459.75	03/31/2026 22:07:45	3min 57sec	03/31/2026 22:11:42	6448.00	\$(8,225.00)
ESM6	3	6458.75	03/31/2026 22:19:38	5min 11sec	03/31/2026 22:14:26	6444.50	\$(2,137.50)
ESM6	5	6458.75	03/31/2026 22:19:38	5min 11sec	03/31/2026 22:14:26	6444.75	\$(3,500.00)
ESM6	12	6459.00	03/31/2026 22:19:38	5min 11sec	03/31/2026 22:14:26	6444.50	\$(8,700.00)
ESM6	6	6462.50	03/31/2026 22:32:28	7min 51sec	03/31/2026 22:40:20	6463.75	\$375.00
ESM6	10	6462.75	03/31/2026 22:32:28	7min 51sec	03/31/2026 22:40:20	6463.50	\$375.00
ESM6	13	6463.00	03/31/2026 22:32:28	7min 51sec	03/31/2026 22:40:20	6463.25	\$162.50
ESM6	2	6463.25	03/31/2026 22:32:28	7min 51sec	03/31/2026 22:40:20	6463.00	\$(25.00)
ESM6	9	6463.00	03/31/2026 22:32:28	7min 51sec	03/31/2026 22:40:20	6463.00	\$0.00
ESM6	14	6452.50	03/31/2026 23:04:18	16min 26sec	03/31/2026 22:47:52	6462.50	\$7,000.00
ESM6	6	6452.50	03/31/2026 23:04:18	16min 26sec	03/31/2026 22:47:52	6462.50	\$3,000.00
ESM6	2	6452.50	03/31/2026 23:04:18	16min 26sec	03/31/2026 22:47:52	6462.50	\$1,000.00
ESM6	1	6452.50	03/31/2026 23:04:18	16min 26sec	03/31/2026 22:47:52	6462.50	\$500.00
ESM6	5	6452.50	03/31/2026 23:04:18	16min 26sec	03/31/2026 22:47:52	6462.25	\$2,437.50
ESM6	7	6452.50	03/31/2026 23:04:18	16min 26sec	03/31/2026 22:47:52	6462.50	\$3,500.00
ESM6	1	6452.50	03/31/2026 23:04:18	16min 26sec	03/31/2026 22:47:52	6462.25	\$487.50
ESM6	1	6452.50	03/31/2026 23:04:18	16min 26sec	03/31/2026 22:47:52	6462.25	\$487.50
ESM6	3	6452.50	03/31/2026 23:04:18	16min 26sec	03/31/2026 22:47:52	6462.25	\$1,462.50
ESM6	20	6583.75	04/01/2026 14:22:52	33min 55sec	04/01/2026 13:48:56	6579.50	\$(4,250.00)
ESM6	19	6583.75	04/01/2026 14:22:52	33min 55sec	04/01/2026 13:48:56	6579.75	\$(3,800.00)
ESM6	1	6583.75	04/01/2026 14:22:52	33min 55sec	04/01/2026 13:48:56	6580.00	\$(187.50)
ESM6	7	6584.00	04/01/2026 14:27:40	40min 29sec	04/01/2026 15:08:09	6589.25	\$1,837.50
ESM6	12	6583.75	04/01/2026 14:27:40	40min 29sec	04/01/2026 15:08:09	6589.25	\$3,300.00
ESM6	13	6584.25	04/01/2026 14:27:40	40min 29sec	04/01/2026 15:08:09	6589.00	\$3,087.50
ESM6	5	6584.00	04/01/2026 14:27:40	40min 29sec	04/01/2026 15:08:09	6589.00	\$1,250.00

Symbol	Qty	Buy Price	Buy Time	Duration	Sell Time	Sell Price	P&L
ESM6	3	6584.25	04/01/2026 14:27:40	40min 29sec	04/01/2026 15:08:09	6588.75	\$675.00
ESM6	5	6608.00	04/01/2026 18:53:43	32sec	04/01/2026 18:54:16	6598.00	\$(2,500.00)
ESM6	14	6607.75	04/01/2026 18:53:43	32sec	04/01/2026 18:54:16	6598.00	\$(6,825.00)
ESM6	1	6608.00	04/01/2026 18:53:43	32sec	04/01/2026 18:54:16	6597.75	\$(512.50)
ESM6	6	6605.50	04/01/2026 18:56:37	24min 2sec	04/01/2026 19:20:40	6588.50	\$(5,100.00)
ESM6	7	6605.75	04/01/2026 18:56:37	24min 2sec	04/01/2026 19:20:40	6588.25	\$(6,125.00)
ESM6	4	6605.50	04/01/2026 18:56:37	24min 2sec	04/01/2026 19:20:40	6588.25	\$(3,450.00)
ESM6	1	6606.00	04/01/2026 18:56:37	24min 2sec	04/01/2026 19:20:40	6588.00	\$(900.00)
ESM6	2	6605.75	04/01/2026 18:56:37	24min 2sec	04/01/2026 19:20:40	6588.00	\$(1,775.00)
ESM6	7	6593.25	04/01/2026 19:30:09	18min 7sec	04/01/2026 19:48:17	6603.25	\$3,500.00
ESM6	6	6593.00	04/01/2026 19:30:09	18min 7sec	04/01/2026 19:48:17	6603.25	\$3,075.00
ESM6	7	6593.50	04/01/2026 19:30:09	18min 7sec	04/01/2026 19:48:17	6603.00	\$3,325.00
ESM6	8	6593.25	04/01/2026 19:30:09	18min 7sec	04/01/2026 19:48:17	6603.00	\$3,900.00
ESM6	4	6593.75	04/01/2026 19:30:09	18min 7sec	04/01/2026 19:48:17	6602.75	\$1,800.00
ESM6	8	6593.50	04/01/2026 19:30:09	18min 7sec	04/01/2026 19:48:17	6602.75	\$3,700.00
ESM6	10	6616.00	04/01/2026 22:25:18	13min 8sec	04/01/2026 22:12:09	6622.00	\$3,000.00
ESM6	7	6616.25	04/01/2026 22:25:18	13min 8sec	04/01/2026 22:12:09	6621.75	\$1,925.00
ESM6	3	6616.25	04/01/2026 22:25:18	13min 8sec	04/01/2026 22:12:09	6622.00	\$862.50
ESM6	2	6616.00	04/02/2026 08:18:26	28min 13sec	04/02/2026 08:46:40	6616.75	\$75.00
ESM6	1	6615.75	04/02/2026 08:18:26	28min 13sec	04/02/2026 08:46:40	6616.75	\$50.00
ESM6	1	6616.25	04/02/2026 08:18:26	28min 13sec	04/02/2026 08:46:40	6616.50	\$12.50
ESM6	6	6616.00	04/02/2026 08:18:26	28min 13sec	04/02/2026 08:46:40	6616.50	\$150.00
ESM6	7	6618.75	04/02/2026 08:49:03	5sec	04/02/2026 08:49:08	6617.00	\$(612.50)
ESM6	1	6619.00	04/02/2026 08:49:03	5sec	04/02/2026 08:49:08	6616.75	\$(112.50)
ESM6	2	6618.75	04/02/2026 08:49:03	5sec	04/02/2026 08:49:08	6616.75	\$(200.00)

Symbol	Qty	Buy Price	Buy Time	Duration	Sell Time	Sell Price	P&L
ESM6	9	6614.00	04/02/2026 08:52:41	29sec	04/02/2026 08:52:12	6611.50	\$(1,125.00)
ESM6	7	6614.25	04/02/2026 08:52:41	29sec	04/02/2026 08:52:12	6611.25	\$(1,050.00)
ESM6	4	6614.25	04/02/2026 08:52:41	29sec	04/02/2026 08:52:12	6611.50	\$(550.00)
ESM6	2	6613.25	04/02/2026 10:39:14	5min 5sec	04/02/2026 10:44:19	6625.25	\$1,200.00
ESM6	1	6613.25	04/02/2026 10:39:14	5min 5sec	04/02/2026 10:44:19	6625.25	\$600.00
ESM6	1	6613.25	04/02/2026 10:39:14	5min 5sec	04/02/2026 10:44:20	6625.25	\$600.00
ESM6	2	6613.50	04/02/2026 10:39:14	5min 9sec	04/02/2026 10:44:24	6625.25	\$1,175.00
ESM6	6	6613.25	04/02/2026 10:39:14	5min 9sec	04/02/2026 10:44:24	6625.25	\$3,600.00
ESM6	10	6613.75	04/02/2026 10:39:14	5min 10sec	04/02/2026 10:44:24	6625.25	\$5,750.00
ESM6	14	6613.50	04/02/2026 10:39:14	5min 10sec	04/02/2026 10:44:24	6625.25	\$8,225.00
ESM6	4	6613.75	04/02/2026 10:39:14	5min 10sec	04/02/2026 10:44:24	6625.25	\$2,300.00
ESM6	2	6564.50	04/02/2026 11:51:06	18min 3sec	04/02/2026 12:09:09	6553.00	\$(1,150.00)
ESM6	7	6564.25	04/02/2026 11:51:06	18min 3sec	04/02/2026 12:09:09	6553.00	\$(3,937.50)
ESM6	3	6564.00	04/02/2026 11:51:06	18min 3sec	04/02/2026 12:09:09	6553.00	\$(1,650.00)
ESM6	8	6564.50	04/02/2026 11:51:06	18min 3sec	04/02/2026 12:09:09	6552.75	\$(4,700.00)
ESM6	3	6547.50	04/02/2026 12:35:57	26min 14sec	04/02/2026 13:02:11	6545.00	\$(375.00)
ESM6	9	6547.75	04/02/2026 12:35:57	26min 14sec	04/02/2026 13:02:11	6544.75	\$(1,350.00)
ESM6	2	6547.50	04/02/2026 12:35:57	26min 14sec	04/02/2026 13:02:11	6544.75	\$(275.00)
ESM6	5	6548.00	04/02/2026 12:35:57	26min 14sec	04/02/2026 13:02:11	6544.50	\$(875.00)
ESM6	1	6547.75	04/02/2026 12:35:57	26min 14sec	04/02/2026 13:02:11	6544.50	\$(162.50)
ESM6	4	6613.50	04/06/2026 12:08:08	10min 39sec	04/06/2026 12:18:47	6625.50	\$2,400.00
ESM6	1	6614.00	04/06/2026 12:08:08	10min 39sec	04/06/2026 12:18:47	6625.25	\$562.50
ESM6	8	6613.75	04/06/2026 12:08:08	10min 39sec	04/06/2026 12:18:47	6625.25	\$4,600.00
ESM6	2	6613.50	04/06/2026 12:08:08	10min 39sec	04/06/2026 12:18:47	6625.25	\$1,175.00
ESM6	5	6614.00	04/06/2026 12:08:08	10min 39sec	04/06/2026 12:18:47	6625.00	\$2,750.00

Symbol	Qty	Buy Price	Buy Time	Duration	Sell Time	Sell Price	P&L
ESM6	2	6611.25	04/06/2026 13:47:45	13min 54sec	04/06/2026 14:01:39	6615.25	\$400.00
ESM6	5	6611.00	04/06/2026 13:47:45	13min 54sec	04/06/2026 14:01:39	6615.25	\$1,062.50
ESM6	3	6611.50	04/06/2026 13:47:45	13min 54sec	04/06/2026 14:01:39	6615.00	\$525.00
ESM6	10	6611.25	04/06/2026 13:47:45	13min 54sec	04/06/2026 14:01:39	6615.00	\$1,875.00
ESM6	1	6616.75	04/06/2026 15:54:40	12min 51sec	04/06/2026 16:07:32	6620.25	\$175.00
ESM6	3	6617.00	04/06/2026 15:54:40	12min 51sec	04/06/2026 16:07:32	6620.00	\$450.00
ESM6	6	6616.75	04/06/2026 15:54:40	12min 51sec	04/06/2026 16:07:32	6620.00	\$975.00
ESM6	8	6617.00	04/06/2026 15:54:40	12min 51sec	04/06/2026 16:07:32	6619.75	\$1,100.00
ESM6	2	6617.25	04/06/2026 15:54:40	12min 51sec	04/06/2026 16:07:32	6619.50	\$225.00
ESM6	7	6626.50	04/06/2026 22:27:15	33min 45sec	04/06/2026 23:01:01	6626.75	\$87.50
ESM6	3	6626.50	04/06/2026 22:27:15	33min 45sec	04/06/2026 23:01:01	6626.50	\$0.00
ESM6	10	6628.00	04/06/2026 23:14:58	5min 28sec	04/06/2026 23:20:26	6623.75	\$(2,125.00)
ESM6	3	6616.50	04/07/2026 12:11:44	35min 22sec	04/07/2026 12:47:07	6620.75	\$637.50
ESM6	6	6616.75	04/07/2026 12:11:44	35min 22sec	04/07/2026 12:47:07	6620.50	\$1,125.00
ESM6	7	6616.50	04/07/2026 12:11:44	35min 22sec	04/07/2026 12:47:07	6620.50	\$1,400.00
ESM6	4	6616.75	04/07/2026 12:11:44	35min 22sec	04/07/2026 12:47:07	6620.25	\$700.00
ESM6	1	6622.50	04/07/2026 21:43:47	22min 56sec	04/07/2026 22:06:43	6613.25	\$(462.50)
ESM6	5	6622.25	04/07/2026 21:43:47	22min 56sec	04/07/2026 22:06:43	6613.25	\$(2,250.00)
ESM6	14	6622.50	04/07/2026 21:43:47	22min 56sec	04/07/2026 22:06:43	6613.00	\$(6,650.00)
ESM6	8	6613.25	04/07/2026 22:11:19	6min 53sec	04/07/2026 22:18:12	6623.00	\$3,900.00
ESM6	12	6613.00	04/07/2026 22:11:19	6min 53sec	04/07/2026 22:18:12	6623.00	\$6,000.00
ESM6	5	6813.25	04/09/2026 23:33:22	10min 1sec	04/09/2026 23:43:23	6821.00	\$1,937.50
ESM6	1	6813.25	04/09/2026 23:33:22	10min 1sec	04/09/2026 23:43:23	6821.00	\$387.50
ESM6	14	6813.25	04/09/2026 23:33:22	10min 1sec	04/09/2026 23:43:23	6821.00	\$5,425.00
ESM6	4	6859.00	04/10/2026 19:27:52	33min 30sec	04/10/2026 20:01:22	6863.25	\$850.00

Symbol	Qty	Buy Price	Buy Time	Duration	Sell Time	Sell Price	P&L
ESM6	10	6858.75	04/10/2026 19:27:52	33min 30sec	04/10/2026 20:01:22	6863.25	\$2,250.00
ESM6	6	6859.00	04/10/2026 19:27:52	33min 30sec	04/10/2026 20:01:22	6863.00	\$1,200.00
ESM6	10	6870.50	04/10/2026 23:41:56	6min 15sec	04/10/2026 23:48:12	6865.50	\$(2,500.00)
ESM6	10	6870.00	04/10/2026 23:56:07	3min 53sec	04/11/2026 00:00:01	6865.00	\$(2,500.00)
ESM6	20	6872.50	04/11/2026 00:13:16	11min 22sec	04/11/2026 00:01:53	6863.00	\$(9,500.00)
ESM6	4	6873.00	04/11/2026 00:13:33	24min 44sec	04/11/2026 00:38:17	6877.25	\$850.00
ESM6	23	6872.75	04/11/2026 00:13:33	24min 44sec	04/11/2026 00:38:17	6877.25	\$5,175.00
ESM6	13	6873.00	04/11/2026 00:13:33	24min 44sec	04/11/2026 00:38:17	6877.00	\$2,600.00
ESM6	20	6869.75	04/11/2026 00:42:56	2min	04/11/2026 00:40:56	6876.25	\$6,500.00
ESM6	4	6813.00	04/13/2026 20:27:02	13min 24sec	04/13/2026 20:40:26	6812.00	\$(200.00)
ESM6	16	6812.75	04/13/2026 20:27:02	13min 24sec	04/13/2026 20:40:26	6812.00	\$(600.00)
ESM6	1	6814.75	04/13/2026 20:48:43	9min 58sec	04/13/2026 20:58:42	6819.50	\$237.50
ESM6	13	6814.75	04/13/2026 20:48:43	9min 58sec	04/13/2026 20:58:42	6819.50	\$3,087.50
ESM6	1	6814.75	04/13/2026 20:48:43	9min 58sec	04/13/2026 20:58:42	6819.50	\$237.50
ESM6	1	6814.75	04/13/2026 20:48:43	9min 58sec	04/13/2026 20:58:42	6819.50	\$237.50
ESM6	2	6814.75	04/13/2026 20:48:43	9min 58sec	04/13/2026 20:58:42	6819.50	\$475.00
ESM6	2	6814.75	04/13/2026 20:48:43	9min 58sec	04/13/2026 20:58:42	6819.50	\$475.00
ESM6	9	6807.25	04/13/2026 22:03:19	7min 2sec	04/13/2026 22:10:21	6809.25	\$900.00
ESM6	2	6807.00	04/13/2026 22:03:19	7min 2sec	04/13/2026 22:10:21	6809.25	\$225.00
ESM6	6	6807.50	04/13/2026 22:03:19	7min 2sec	04/13/2026 22:10:21	6809.00	\$450.00
ESM6	3	6807.25	04/13/2026 22:03:19	7min 2sec	04/13/2026 22:10:21	6809.00	\$262.50
ESM6	2	6931.25	04/14/2026 20:51:44	25min 59sec	04/14/2026 21:17:44	6932.75	\$150.00
ESM6	10	6931.00	04/14/2026 20:51:44	25min 59sec	04/14/2026 21:17:44	6932.75	\$875.00
ESM6	8	6931.25	04/14/2026 20:51:44	25min 59sec	04/14/2026 21:17:44	6932.50	\$500.00
ESM6	6	7001.50	04/15/2026 19:55:28	14min 19sec	04/15/2026 20:09:47	7004.50	\$900.00

Symbol	Qty	Buy Price	Buy Time	Duration	Sell Time	Sell Price	P&L
ESM6	7	7001.75	04/15/2026 19:55:28	14min 19sec	04/15/2026 20:09:47	7004.25	\$875.00
ESM6	7	7001.50	04/15/2026 19:55:28	14min 19sec	04/15/2026 20:09:47	7004.25	\$962.50
ESM6	10	7010.25	04/15/2026 22:56:29	3min 35sec	04/15/2026 23:00:05	7008.00	\$(1,125.00)
ESM6	2	7009.00	04/15/2026 23:13:02	16min 58sec	04/15/2026 23:30:01	7017.25	\$825.00
ESM6	3	7009.00	04/15/2026 23:13:02	16min 58sec	04/15/2026 23:30:01	7017.25	\$1,237.50
ESM6	3	7009.00	04/15/2026 23:13:02	16min 58sec	04/15/2026 23:30:01	7017.25	\$1,237.50
ESM6	2	7009.00	04/15/2026 23:13:02	16min 58sec	04/15/2026 23:30:01	7017.25	\$825.00
ESM6	10	7013.50	04/15/2026 23:57:14	9min 2sec	04/16/2026 00:06:17	7011.50	\$(1,000.00)
ESM6	12	7070.25	04/16/2026 23:28:37	13min 8sec	04/16/2026 23:41:46	7064.00	\$(3,750.00)
ESM6	13	7070.00	04/16/2026 23:28:37	13min 8sec	04/16/2026 23:41:46	7064.00	\$(3,900.00)
ESM6	14	7069.00	04/16/2026 23:46:30	5min 17sec	04/16/2026 23:51:48	7061.25	\$(5,425.00)
ESM6	11	7068.75	04/16/2026 23:46:30	5min 17sec	04/16/2026 23:51:48	7061.25	\$(4,125.00)
ESM6	10	7054.75	04/17/2026 00:04:47	12min 44sec	04/17/2026 00:17:32	7053.25	\$(750.00)
ESM6	15	7054.50	04/17/2026 00:04:47	12min 44sec	04/17/2026 00:17:32	7053.25	\$(937.50)
ESM6	8	7110.50	04/20/2026 10:18:30	51min 10sec	04/20/2026 11:09:40	7119.00	\$3,400.00
ESM6	2	7110.25	04/20/2026 10:18:30	51min 10sec	04/20/2026 11:09:40	7119.00	\$875.00
ESM6	5	7136.50	04/22/2026 14:19:12	11min 36sec	04/22/2026 14:30:48	7132.50	\$(1,000.00)
ESM6	3	7136.25	04/22/2026 14:19:12	11min 36sec	04/22/2026 14:30:48	7132.50	\$(562.50)
ESM6	2	7136.50	04/22/2026 14:19:12	11min 36sec	04/22/2026 14:30:48	7132.25	\$(425.00)